



ワイヤレストランスミッター
WIRELESS TRANSMITTER
ÉMETTEUR SANS FIL
无线传输器
無線發射器

YW10T



取扱説明書
Owner's Manual
Benutzerhandbuch
Mode d'emploi
Manuale di istruzioni
Manual de instrucciones
Manual do Proprietário
使用说明书
使用說明書
사용설명서

日本語

English

Deutsch

Français

Italiano

Español

Português

简体中文

繁體中文

한국어

JA

EN

DE

FR

IT

ES

PT

ZH-CN

ZH-TW

KO

PRECAUTIONS



Please read these Safety Precautions carefully before use.

These precautions intend to ensure the safe and proper use of the product, and to prevent harm to you or other people, or damage to property. Please be sure to follow them. If a child uses this product, we ask that a guardian ensures that the child thoroughly understands the following information.

After reading these precautions, be sure to keep them in an accessible locations.

Warnings, Cautions and Precautions

Issues that may occur if the product is handled incorrectly are classified according to the degree of harm or damage and the degree of urgency.

 WARNING	Indicates the possibility of death or serious injury.
 CAUTION	Indicates the possibility of injury.
NOTICE	Indicates that failure, damage, malfunction, or data loss may occur.

WARNING

Do not disassemble

- **Do not disassemble or modify this product.**
Doing so may cause electric shock, fire, injury, or malfunction. There are no user-serviceable or replaceable parts inside this product. If the product needs servicing, be sure to request inspection and repair from the store from which you purchased it, or from your Yamaha dealer.

Connection

- **Be sure to read the manual for the device being connected and follow its instructions.**
Failure to do so may result in fire, overheating, explosion, or malfunction.

Water caution

- **Do not use the product in humid locations such as a bathroom or outdoors in rainy weather, or in places where it may be splashed with water. Also, do not place vases, chemicals, or other items containing liquid on the product.**
If water or other liquid gets inside, it may cause fire, electric shock, or malfunction.

- **Do not connect or disconnect the power plug with wet hands.**
There is a serious risk of electric shock.

Fire caution

- **Do not expose this product to open flame.**
Doing so may result in a fire.

Wireless equipment

- **Do not use this product in areas where the use of radio waves is restricted, such as near medical equipment. Additionally, do not use this product within 15 cm of a location where a cardiac pacemaker or defibrillator is installed.**
Radio waves and magnetism generated by this product may affect operation.

Built-in (lithium-ion) battery

- **Be sure to follow the battery handling instructions.**
Improper handling may cause fire, electric shock, liquid leakage, heat generation, rupture, explosion, or malfunction.

- **Charge with the specified charger.**
Charging with an unspecified charger may cause leakage, heat generation, rupture, or malfunction.

- **Charge within the specified charging temperature.**
Charging outside the temperature range may cause leakage, heat generation, rupture, or malfunction.

- **If the battery leaks, do not touch the leaked liquid.**
Contact with the liquid may result in blindness or chemical burns. If the liquid comes in contact with your eyes, mouth, or skin, immediately rinse with water and consult a doctor.

- **Never charge the battery when the product is wet.**
Doing so may cause electric shock, or fire or malfunction due to shorting of the electronic circuits.

- **Do not disassemble the battery by crushing it with strong pressure or cutting.**
Touching the contents of the battery or getting it in your eyes may cause blindness or chemical burns.

- **Do not put or dispose of the battery into a fire or hot furnace.**
Rupture may cause fire or injury.

- **Do not expose the battery to extremely high temperatures such as direct sunlight or fire.**
Rupture may cause fire or injury.

- **Do not subject this product to mechanical shock.**
Mechanical shock may result in damage caused by batteries, electric shock, or malfunction.

- **Do not place this product in a place where the air pressure is extremely low.**

- **For details on charging the battery, be sure to read the battery manual and follow the instructions.**
Failure to do so may result in fire, overheating, explosion, or malfunction.

If you notice anything unusual

- **If any of the following abnormalities occur, unplug the product from any external devices immediately.**
 - If the product emits an unusual odor or smoke
 - If water or foreign matter gets inside the product
 - If the sound stops while you are using the product
 - If the product is cracked or damaged
- Continued use may result in electric shock, fire, or malfunction. Immediately request inspection or repair from the store from which you purchased the product, or from your Yamaha dealer.

CAUTION

Handling

- **Do not apply excessive force to the main unit or plug.**
Doing so may damage the product or cause injury to you or others.

- **Keep this product out of reach of children.**
This product is not suitable for use in locations where children are likely to be present.

NOTICE

Follow the instructions below to prevent product failure, damage, or malfunction.

■ The charging function of this product

- This product uses a lithium ion battery.



- **The built-in lithium-ion battery in this product is consumable. To make it last longer, please note the following.**

- It may take a long time to charge the battery if it has not been used for a long period of time.
- When storing this product for a long period of time, charge the battery about once every six months to prevent over-discharge.
- Rechargeable batteries have a limited service life. Their capacity decreases gradually depending on the storage method, environment, number of uses, and the passage of time.
- If the battery duration becomes extremely short, it is near the end of the battery's service life.
- Do not attempt to remove the battery by yourself.
- This battery is a valuable recyclable resource. If you wish to dispose of this product, please contact your Yamaha dealer.

■ Handling this product

- **Do not use the product near other electrical appliances such as TVs, radios, stereos, or cell phones.**

Noise may occur in the instrument itself or in the TV, radio, etc.

- **Even when unplugged from an external device (LED is off), a small amount of current continues to flow. The power consumption when unplugged from an external device is designed to be minimal.**

When not using this product for a long period of time, be sure to unplug it from any external device.

- **Do not use the product in places exposed to direct sunlight (such as inside a car during the day), near a heater, or other places where the temperature is extremely high, or alternately, where the temperature is extremely low, or where there is a lot of dust or vibration.**

Doing so may cause deformation of the main unit, failure of internal parts, or unstable operation.

■ Cleaning this product

- **To clean this product, use a soft, dry cloth or a soft cloth moistened with water and then wrung dry.**

Do not use benzine, thinner, alcohol, detergents, chemical wipes, etc., as they may cause discoloration/alteration.

Please note that Yamaha cannot provide compensation for damage caused by improper use or modification.

Note

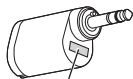
■ About the contents of this manual

- All illustrations in this User's Manual are for explanatory purposes only.

■ Trademarks, etc.

- Mac is a trademark of Apple Inc. registered in the USA and other countries.
- Windows is a registered trademark of Microsoft® Corporation in the United States and other countries.
- The company names and product names in this manual are the trademarks or registered trademarks of their respective companies.

The serial number is printed on the label shown in the illustration below. Do not remove the serial number label. We recommend that you write down the model name and serial number in the fields below and keep this manual in a safe place so that you can identify your product even if it is lost.



Serial number label

Model name:

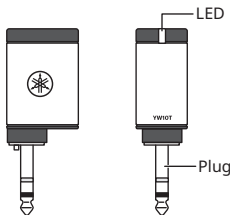
Serial number:

Introduction

Thank you very much for purchasing this Yamaha product.

The YW10T is a wireless transmitter for guitars that transmits sound signals via wireless communication and is best used with Yamaha THR-II Wireless series (THR-II WL) amplifiers.

Part names



Using the YW10T with the THR-II WL

1. Charging the YW10T

- 1-1.** Connect the AC adapter to the THR-II WL and plug it into an outlet.
- 1-2.** Connect the YW10T plug to the INPUT jack on the THR-II WL.
- 1-3.** The YW10T will begin to charge automatically.

NOTE

- The built-in battery is fully charged in about three (3) hours.
- Continuous run time from full charge is approximately seven (7) hours.

■ LED status during charging



While charging	Flashes (Red)	Battery level: less than 10%
	Flashes (Green)	Battery level: 10% or more
Fully charged	Lights up (Green)	Battery level: 100%

2. Pairing the YW10T with the THR-II WL

- 2-1.** Turn on the power to the THR-II WL.
- 2-2.** Connect the YW10T plug to the INPUT jack on the THR-II WL.
- 2-3.** The YW10T will automatically pair with the THR-II WL in about ten (10) seconds.

NOTE The YW10T will automatically connect to the device with which it was paired immediately prior.

3. Connecting the YW10T to the guitar and playing

- 3-1.** Turn on the power to the paired THR-II WL.
- 3-2.** Connect the YW10T to the output jack of the guitar.
- 3-3.** Wireless communication with the THR-II WL will start automatically.
- 3-4.** Adjust the output level of both the guitar and THR-II WL to a comfortable volume while playing.

NOTE After four (4) minutes of no sound while connected to the guitar, the YW10T will turn off communication and enter sleep mode to conserve power. When playing resumes, communication will automatically start again.

■ LED status while the YW10T is connected to the guitar



Lights up (Green)	Battery level: 10% or more
Flashes (Red)	Battery level: less than 10%
Off	Sleep mode or depleted battery

Firmware update

The YW10T can be updated to the latest firmware by using the THR Remote app for Windows or Mac.

1. Connect the THR-II WL to a computer.

NOTE Refer to the THR-II WL Reference Manual section entitled “Connecting to a Computer” for connection instructions and information on how to download the THR Remote app.

2. Connect the YW10T plug to the INPUT jack on the THR-II WL.

3. Start THR Remote. It will automatically synchronize with the YW10T.

4. If a newer version of the YW10T firmware is available, a firmware update notice will appear on the THR Remote screen.

5. Follow the instructions on the THR Remote screen.

NOTE The YW10T can work as wireless transmitter for LINE6 Relay G10/S, Wireless compatible models in the Spider V series, and POD GO Wireless. Firmware updates are also available through these products. For details, refer to the Line6 product manual.

Other LED status



Lights up (Dark red)	The YW10T is not properly inserted into the jack of the THR-II WL. Remove the YW10T and insert it again.
Flashes 3 times (Red)	Charging was stopped because the product is out of the appropriate charging temperature range.
Lights up (Orange)	The YW10T is communicating with the THR-II WL for initialization or firmware updates.
Off	Sleep mode or depleted battery.

Specifications

Wireless transmitter

■ Specifications

Size	33 mm × 23 mm × 83 mm
Weight	48 g
Plug	6.3 mm Standard TRS Phone plug
Maximum power consumption	Normal use: 0.24 W / Charging: 1.5 W
Sleep mode	Four (4) minutes
Standby power consumption	Without connection: less than 20 mW With instrument connected (in sleep mode): less than 100 mW

■ Wireless communication function

Digital format	Original format (equivalent to 24-bit)
Radio frequency (operational frequency)	2402 MHz to 2478 MHz
Maximum output power (EIRP)	10 dBm
Maximum communication range	15 m in optimum conditions. (Range may vary depending on surrounding conditions.)
Type of modulation	FSK

■ Rechargeable battery

Built-in rechargeable battery	Lithium-ion battery
Charging time (to full capacity)	Approximately three (3) hours
Charging temperature	+10 °C to +30 °C
Operating temperature	0 °C to +50 °C
Battery run time (continuous wireless communication time)	Approximately seven (7) hours

- * The contents of this manual apply to the latest specifications as of the publishing date. To obtain the latest version of this manual, access the Yamaha website, then download the manual file.

This transmitter must not be co-located or operated in conjunction with any other antenna or transmitter.

(554-M01 FCC transmitter 01)

This equipment complies with FCC radiation exposure limits set forth for an uncontrolled environment and meets the FCC radio frequency (RF) Exposure Guidelines. This equipment has very low levels of RF energy that is deemed to comply without testing of specific absorption rate (SAR).

(554-M04 FCC portable 01)

This device contains a lithium-ion battery.

After usage, you may recycle the battery, but you never attempt to remove it by yourself. Have the device inspected by qualified Yamaha service personnel. If there is no Yamaha personnel in your area, dispose of it properly according to relevant environmental laws and disposal rules in your area.

(582-M02)

This equipment complies with ISED radiation exposure limits set forth for an uncontrolled environment and meets RSS-102 of the ISED radio frequency (RF) Exposure rules as this equipment has very low levels of RF energy.

Cet équipement est conforme aux limites d'exposition aux rayonnements énoncées pour un environnement non contrôlé et respecte les règles d'exposition aux fréquences radioélectriques (RF) CNR-102 de l'ISDE puisque cet appareil a une niveau tres bas d'energie RF.

(0555-M05_ised_portable_01)

This device contains licence-exempt transmitter(s)/receiver(s) that comply with Innovation, Science and Economic Development Canada's licence-exempt RSS(s). Operation is subject to the following two conditions:

1. This device may not cause interference.
2. This device must accept any interference, including interference that may cause undesired operation of the device.

L'émetteur/récepteur exempt de licence contenu dans le présent appareil est conforme aux CNR d'Innovation, Sciences et Développement économique Canada applicables aux appareils radio exempts de licence. L'exploitation est autorisée aux deux conditions suivantes :

1. L'appareil ne doit pas produire de brouillage;
2. L'appareil doit accepter tout brouillage radioélectrique subi, même si le brouillage est susceptible d'en compromettre le fonctionnement.

(555-M13 ISED RSS 01)

CAN ICES-3 (B)/NMB-3(B)

(530-M02)

FCC ID: A6RYW10T

(554-M09)

IC: 740B-YW10T

(555-M01)



(15-M01)



(115-M01)

Yamaha Global Site
<https://www.yamaha.com/>

Yamaha Downloads
<https://download.yamaha.com/>

YAMAHA CORPORATION

10-1 Nakazawa-cho, Chuo-ku,
Hamamatsu, 430-8650 Japan

ヤマハ株式会社

〒430-8650 静岡県浜松市中央区中沢町 10-1

© 2024 Yamaha Corporation

Published 12/2024

2024 年 12 月发行 IPES-A0

厂名：雅马哈电子（苏州）有限公司

厂址：江苏省苏州市苏州新区鹿山路 18 号

(44-M04)



VHH9910